


1
Cut along
dotted line.



3
Fold across the
colored edges.
Then unfold.



Pen Pencil Stencil

APRIL / 09

S	M	T	W	T	F	S
		1	2	3	4	
5	6	7	8	9	10	11
12	13	14	15	16	17	18
19	20	21	22	23	24	25
26	27	28	29	30		

© 2008 Mark Giglio

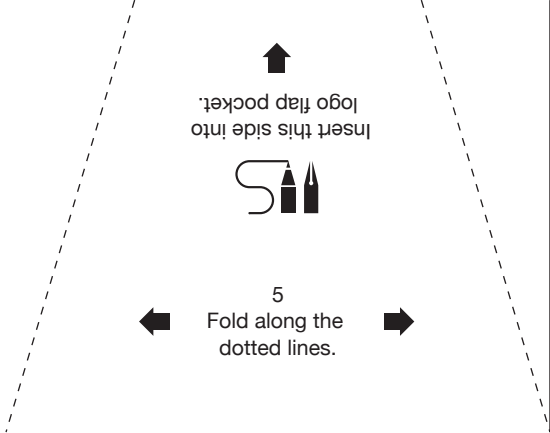


1
Cut along
dotted line.



2
Fold across these
horizontal lines to
make a crease.

Then unfold.



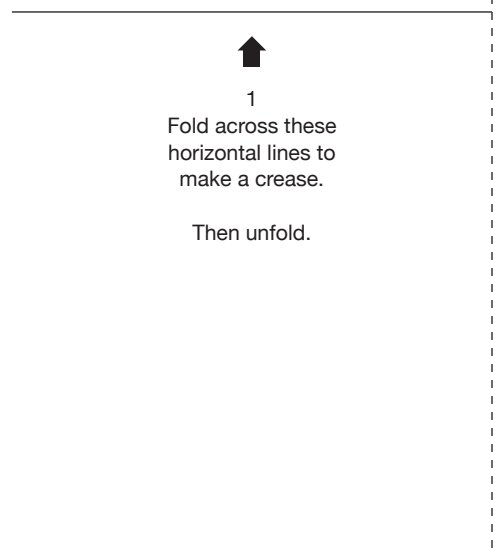
← 3
Fold across
these lines.



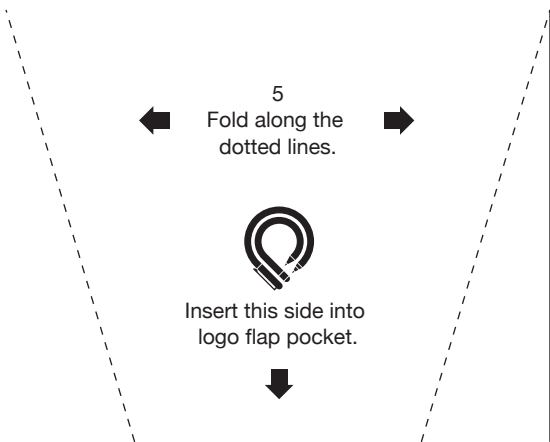
MAY / 09

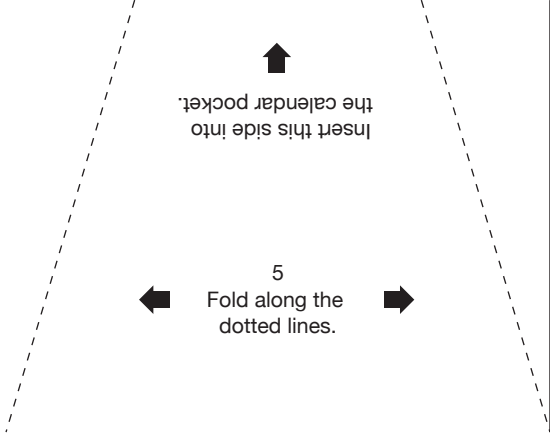
S	M	T	W	T	F	S
3	4	5	6	7	8	9
10	11	12	13	14	15	16
17	18	19	20	21	22	23
24	25	26	27	28	29	30
31						

Pen Pencil Stencil © 2008 Mark Giglio



← 0
Cut along
dotted line.





↑
Insert this side into
the calendar pocket.

5
← Fold along the
dotted lines. →

← 3
Fold across
these lines.



Pen Pencil Stencil

© 2008 Mark Giglio



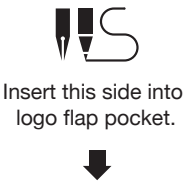

↑
1
Fold across these
horizontal lines to
make a crease.

Then unfold.

← 0
Cut along
dotted line.

Pen Pencil Stencil

© 2008 Mark Giglio



Insert this side into
logo flap pocket.



Insert this side into
logo flap pocket.



3

Fold across
these lines.

1
Fold across these
horizontal lines to
make a crease.
Then unfold.



0

Cut along
dotted line.

